

Results & Statistics for Each Year

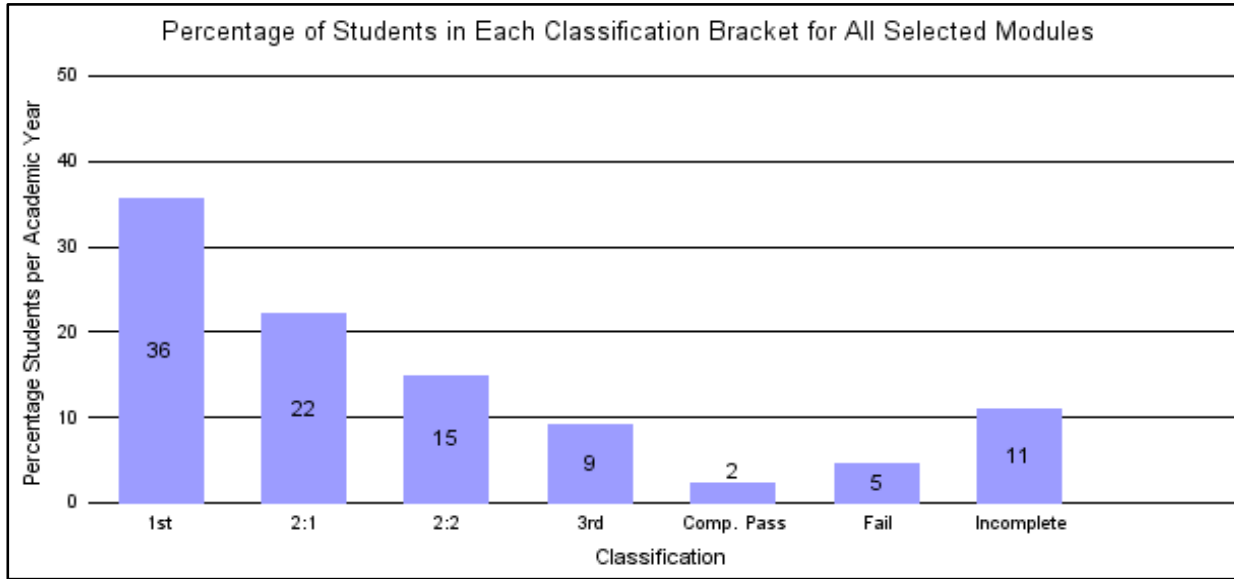
2021/2 Results & Statistics for All Selected Modules

Marks	Class	No. of Students	Percent
70 and over	1	390	35.71%
60 - 69	2.1	242	22.16%
50 - 59	2.2	163	14.93%
40 - 49	3	100	9.16%
39 and under	Fail	51	4.67%
Compensation	-	26	2.38%
Incomplete*	-	120	10.99%
	Total	1092	

Max:	99
Min:	0
Mean:	62.73353909
Median:	66
Standard Deviation:	18.69909118

*Incomplete includes the following grades: SU, SD, WD, TR, LA, NA, MI, MD, VR, and where no grade is entered.

2021/2 Classifications for All Selected Modules



Classification Breakdown & Statistics for 2021/2 by Module

	Mean	Median	St. Dev.	Max	Min	1st	2:1	2:2	3rd	Comp. Pass	Fail	Incomplete*	Count
COM00003H	57.5555556	54	26.85740608	94	0	6	2	3	4	0	3	5	23
COM00015H	63.1012658	67	17.24798147	92	0	55	63	22	9	1	8	20	178
COM00026H	64	70.5	26.06500749	99	0	22	2	6	3	4	3	1	41
COM00034H	59.9662921	60	13.39305234	95	0	25	22	23	18	0	1	13	102
COM00036H	55.5882353	57	14.94457974	72	5	5	9	11	7	1	1	5	39
COM00037H	63.6785714	68	19.10711108	85	0	78	42	24	10	2	12	22	190
COM00038H	55.952381	62	20.9358773	98	0	25	21	13	11	6	8	12	96
COM00039H	60	55.5	19.28730152	87	40	2	1	1	2	0	0	0	6
COM00040H	69.8666667	75	10.25995452	79	42	10	2	2	1	0	0	0	15
COM00041H	69.9868421	75.5	20.75668144	98	0	47	9	8	5	4	3	11	87
COM00042H	68.5441176	72.5	20.79210084	98	0	39	12	4	10	0	3	11	79
COM00043H	66.8181818	67	12.88275467	87	33	10	7	3	0	1	1	2	24
COM00045H	58.375	61	14.38298485	86	16	17	27	18	9	5	4	6	86
COM00046H	63.6666667	67	17.09456606	96	0	49	23	25	11	2	4	12	126

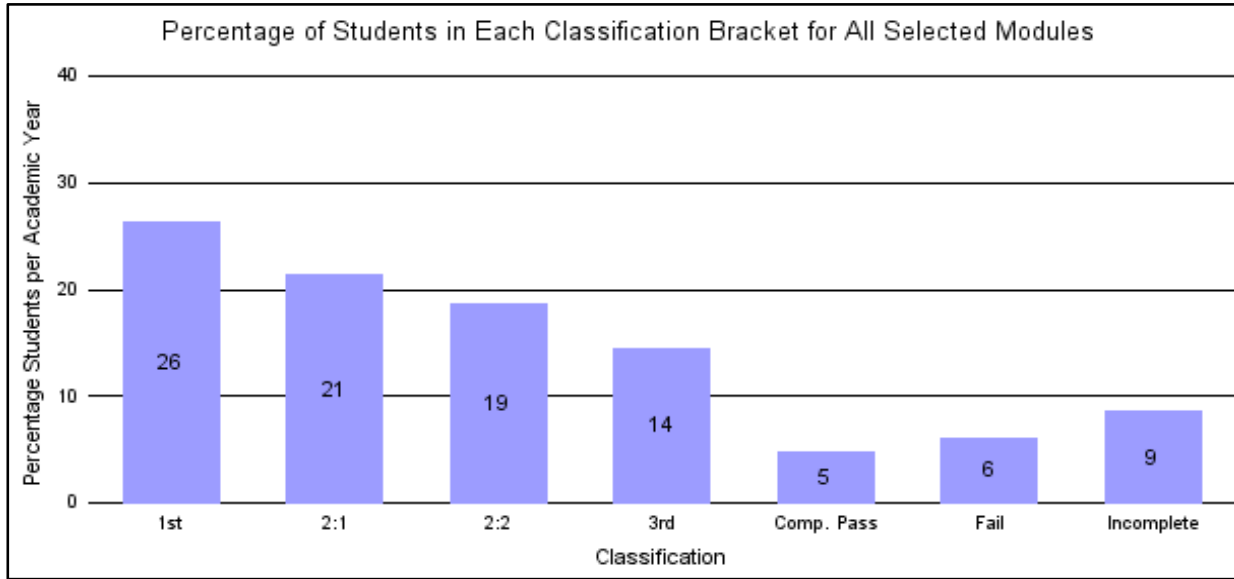
COM00047H						0	0	0	0	0	0	0	
Totals:	62.7335391	66	18.69909118	99	0	390	242	163	100	26	51	120	1092

2022/3 Results & Statistics for All Selected Modules

Marks	Class	No. of Students	Percent	Max:	100
70 and over	1	265	26.32%	Min:	0
60 - 69	2.1	215	21.35%	Mean:	58.52117264
50 - 59	2.2	187	18.57%	Median:	60
40 - 49	3	146	14.5%	Standard Deviation:	18.52195633
39 and under	Fail	61	6.06%		
Compensation	-	47	4.67%		
Incomplete*	-	86	8.54%		
	Total	1007			

*Incomplete includes the following grades: SU, SD, WD, TR, LA, NA, MI, MD, VR, and where no grade is entered.

2022/3 Classifications for All Selected Modules



Classification Breakdown & Statistics for 2022/3 by Module

	Mean	Median	St. Dev.	Max	Min	1st	2:1	2:2	3rd	Comp. Pass	Fail	Incomplete*	Count
COM00003H	55.7222222	58	20.97843586	87	23	5	4	2	3	1	3	2	20
COM00015H	62.7852761	65	16.87307093	91	0	61	60	21	10	0	11	17	180
COM00026H	57.952381	56	22.92264424	94	17	7	3	3	3	2	3	5	26
COM00034H	52.6339869	53	14.65827934	92	0	19	40	27	45	12	10	12	165
COM00036H	41.2051282	43	16.40952786	76	0	1	3	8	12	8	7	1	40
COM00037H	63.3564356	67	20.96787264	100	0	48	19	12	9	9	4	13	114
COM00038H	51.5540541	53	15.6827642	74	0	10	12	24	18	6	4	9	83
COM00040H	59.2857143	61	10.14076747	73	42	1	8	2	3	0	0	0	14
COM00041H	70.75	74.5	21.01753236	100	0	48	12	7	4	0	5	10	86
COM00042H	53.0638298	56	18.69015581	87	0	9	7	17	7	2	5	5	52
COM00043H	64	66.5	15.79029238	99	34	8	5	6	2	0	1	1	23
COM00045H	52.4861111	55	13.33215224	81	0	3	18	28	13	4	6	5	77
COM00046H	63.4876033	64	16.6333579	94	0	45	24	30	17	3	2	6	127
Totals:	58.5211726	60	18.52195633	100	0	265	215	187	146	47	61	86	1007

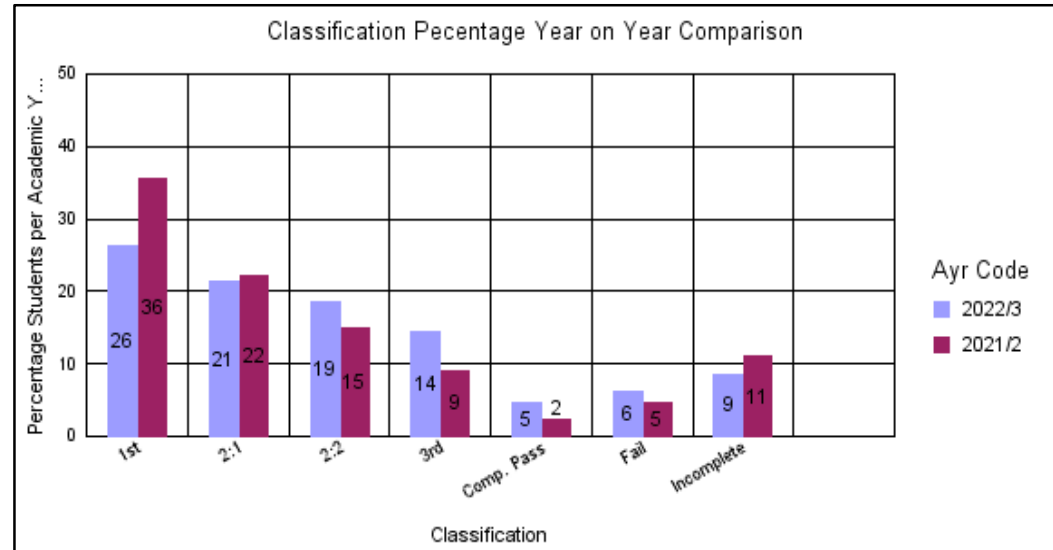
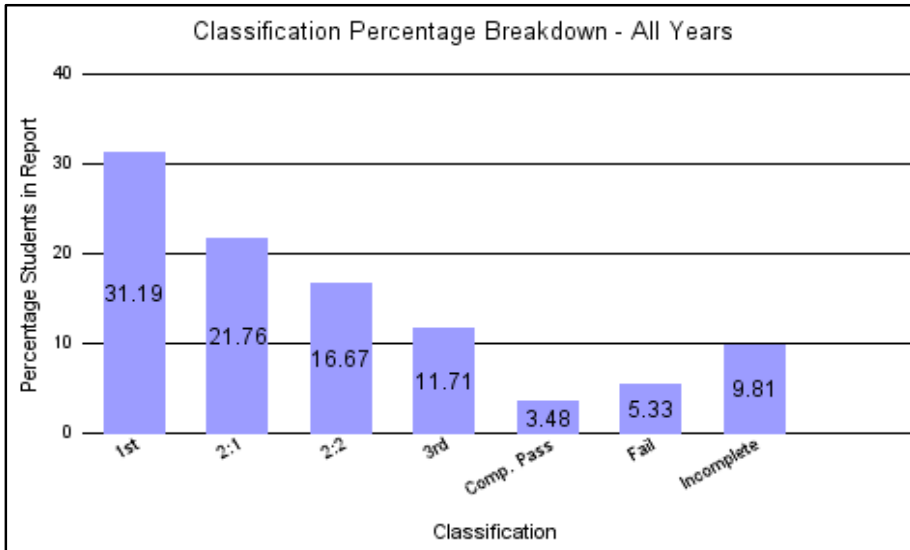
#MULTIVALUE

Classification Breakdown & Statistics for All Years

Marks	Class	No. of Students	Percent
70 and over	1	655	31.21%
60 - 69	2.1	457	21.77%
50 - 59	2.2	350	16.67%
40 - 49	3	246	11.72%
39 and under	Fail	112	5.34%
Compensation	-	73	3.48%
Incomplete*	-	206	9.81%
	Total	2099	

Max	100
Min	0
Mean	60.68409931
Median	63
Std Dev	18.72699563

*Incomplete includes the following grades: SU, SD, WD, TR, LA, NA, MI, MD, VR, and where no grade is entered.



Classification Breakdown & Statistics for All Years by Module

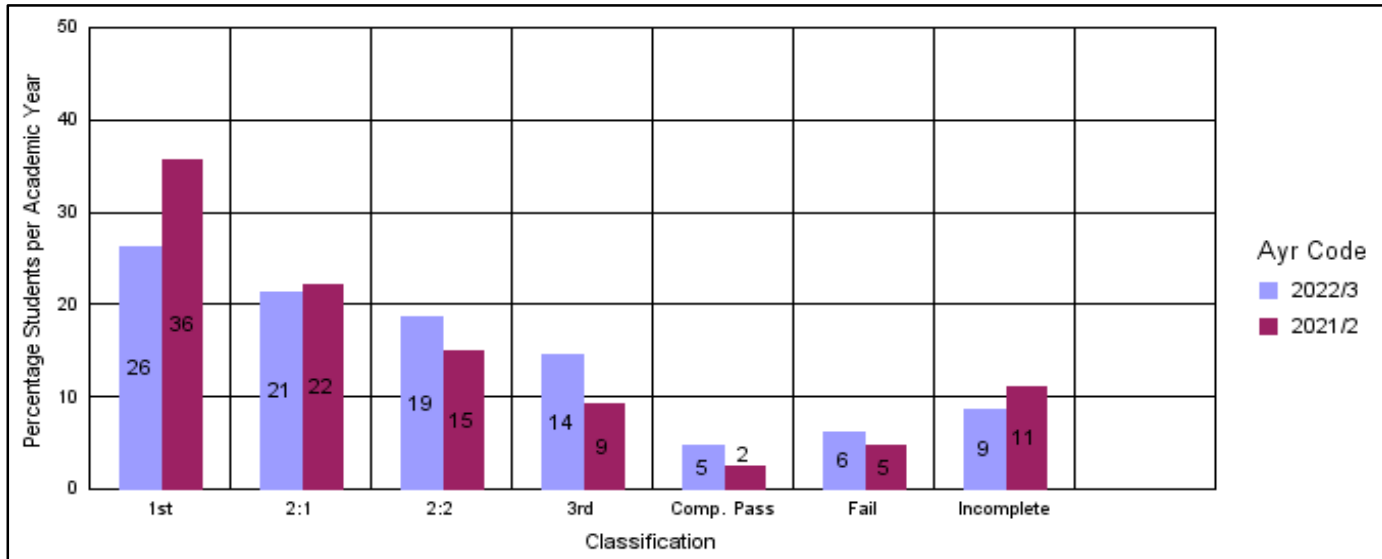
	Mean	Median	St. Dev.	Max	Min	1st	2:1	2:2	3rd	Comp. Pass	Fail	Incomplete*	Totals
COM00003H	56.6388889	56	23.76931128	94	0	11	6	5	7	1	6	7	43

COM00015H	62.94081	66	17.03267773	92	0	116	123	43	19	1	19	37	358
COM00026H	61.9180328	65	25.00286322	99	0	29	5	9	6	6	6	6	67
COM00034H	55.3305785	56	14.61391847	95	0	44	62	50	63	12	11	25	267
COM00036H	47.9041096	50	17.2241468	76	0	6	12	19	19	9	8	6	79
COM00037H	63.5576208	67	19.78808975	100	0	126	61	36	19	11	16	35	304
COM00038H	53.8924051	54.5	18.73298309	98	0	35	33	37	29	12	12	21	179
COM00039H	60	55.5	19.28730152	87	40	2	1	1	2	0	0	0	6
COM00040H	64.7586207	66	11.37244531	79	42	11	10	4	4	0	0	0	29
COM00041H	70.3684211	75	20.82175512	100	0	95	21	15	9	4	8	21	173
COM00042H	62.2173913	63	21.29442008	98	0	48	19	21	17	2	8	16	131
COM00043H	65.4090909	67	14.31265204	99	33	18	12	9	2	1	2	3	47
COM00045H	55.5855263	58	14.16012687	86	0	20	45	46	22	9	10	11	163
COM00046H	63.5744681	66	16.82278761	96	0	94	47	55	28	5	6	18	253
COM00047H						0	0	0	0	0	0	0	
Totals:	60.6840993	63	18.72699563	100	0	655	457	350	246	73	112	206	2099

Results & Stats for Honours Level Modules

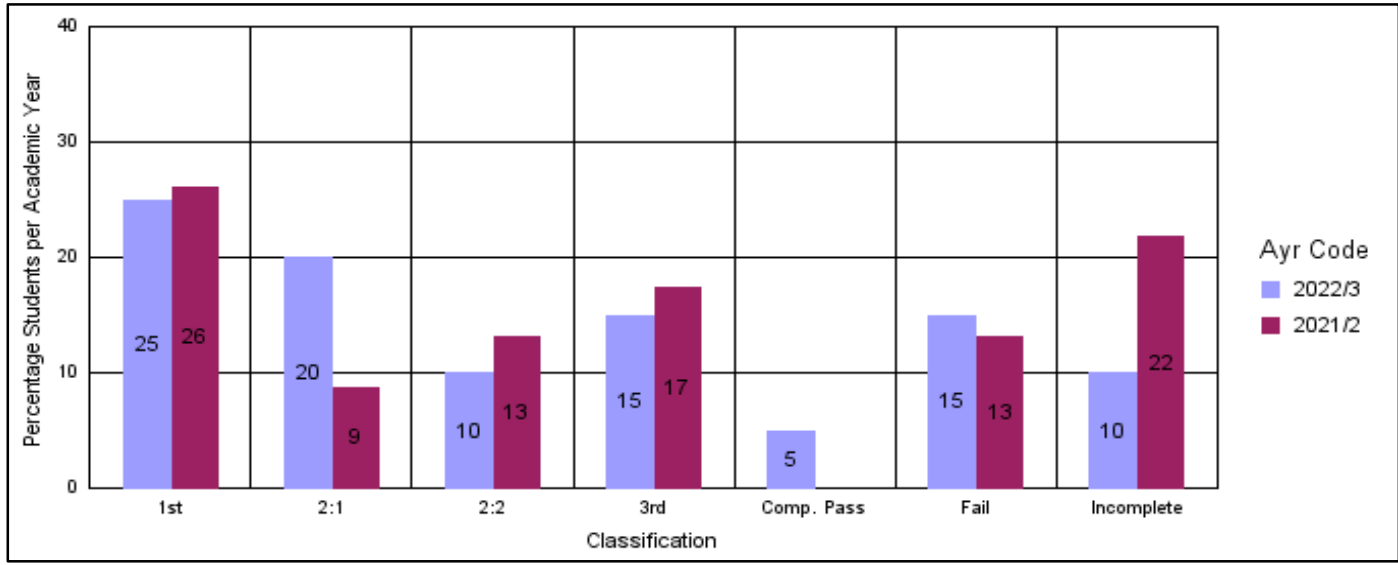
	Mean	Median	St. Dev.	Max	Min	1st	2:1	2:2	3rd	Comp. Pass	Fail	Incomplete*	Totals
COM00003H	56.6388889	56	23.7693113	94	0	11	6	5	7	1	6	7	43
COM00015H	62.94081	66	17.0326777	92	0	116	123	43	19	1	19	37	358
COM00026H	61.9180328	65	25.0028632	99	0	29	5	9	6	6	6	6	67
COM00034H	55.3305785	56	14.6139185	95	0	44	62	50	63	12	11	25	267
COM00036H	47.9041096	50	17.2241468	76	0	6	12	19	19	9	8	6	79
COM00037H	63.5576208	67	19.7880897	100	0	126	61	36	19	11	16	35	304
COM00038H	53.8924051	54.5	18.7329831	98	0	35	33	37	29	12	12	21	179
COM00039H	60	55.5	19.2873015	87	40	2	1	1	2	0	0	0	6
COM00040H	64.7586207	66	11.3724453	79	42	11	10	4	4	0	0	0	29
COM00041H	70.3684211	75	20.8217551	100	0	95	21	15	9	4	8	21	173
COM00042H	62.2173913	63	21.2944201	98	0	48	19	21	17	2	8	16	131
COM00043H	65.4090909	67	14.312652	99	33	18	12	9	2	1	2	3	47
COM00045H	55.5855263	58	14.1601269	86	0	20	45	46	22	9	10	11	163
COM00046H	63.5744681	66	16.8227876	96	0	94	47	55	28	5	6	18	253
COM00047H						0	0	0	0	0	0	0	
Totals:	60.6840993	63	18.7269956	100	0	655	457	350	246	73	112	206	2099

Classification Percentage for All Honours Level Modules

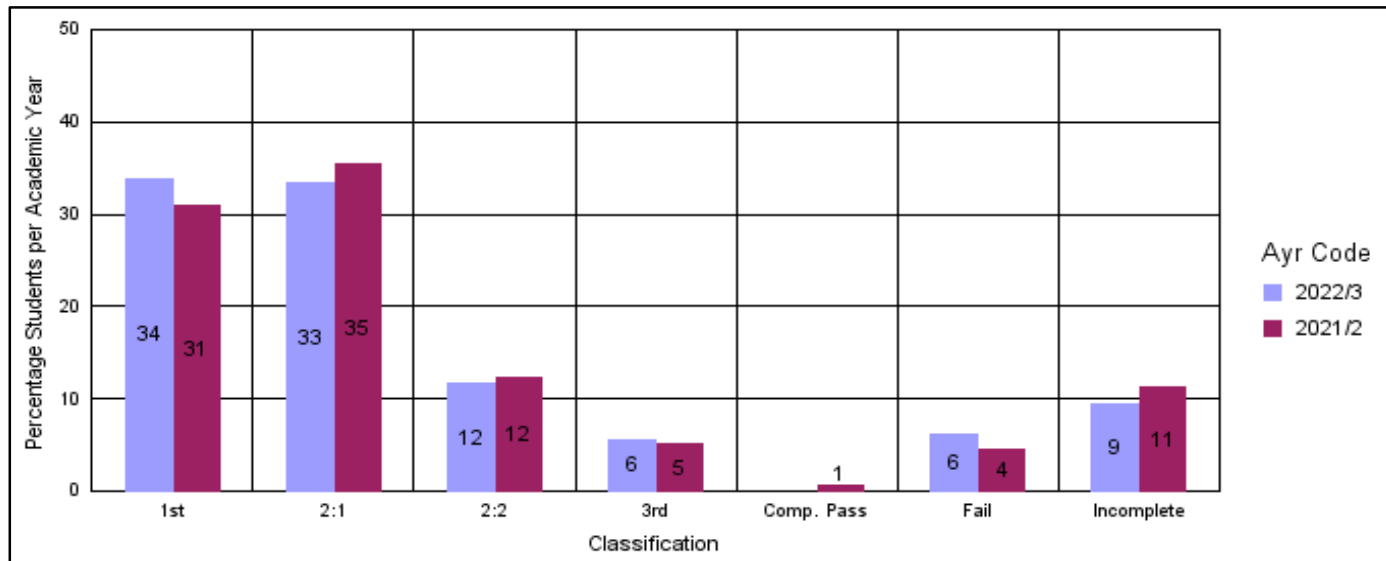


*Incomplete includes the following grades: SU, SD, WD, TR, LA, NA, MI, MD, VR, and where no grade is entered.

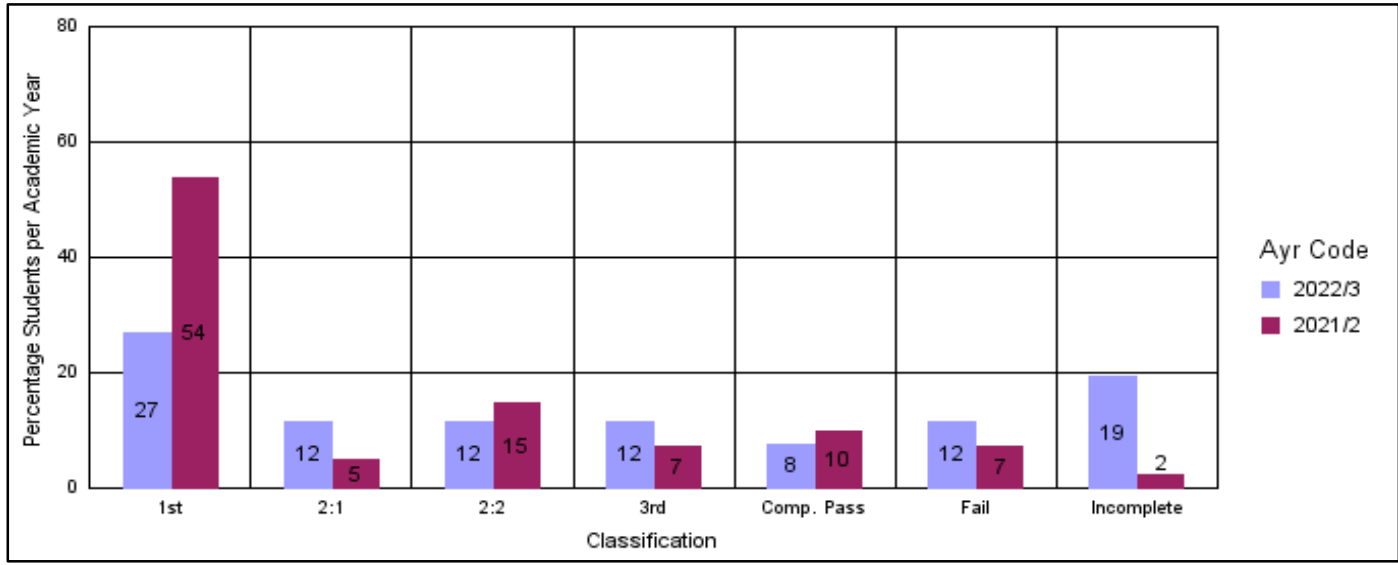
Classification Percentage for: COM0003H



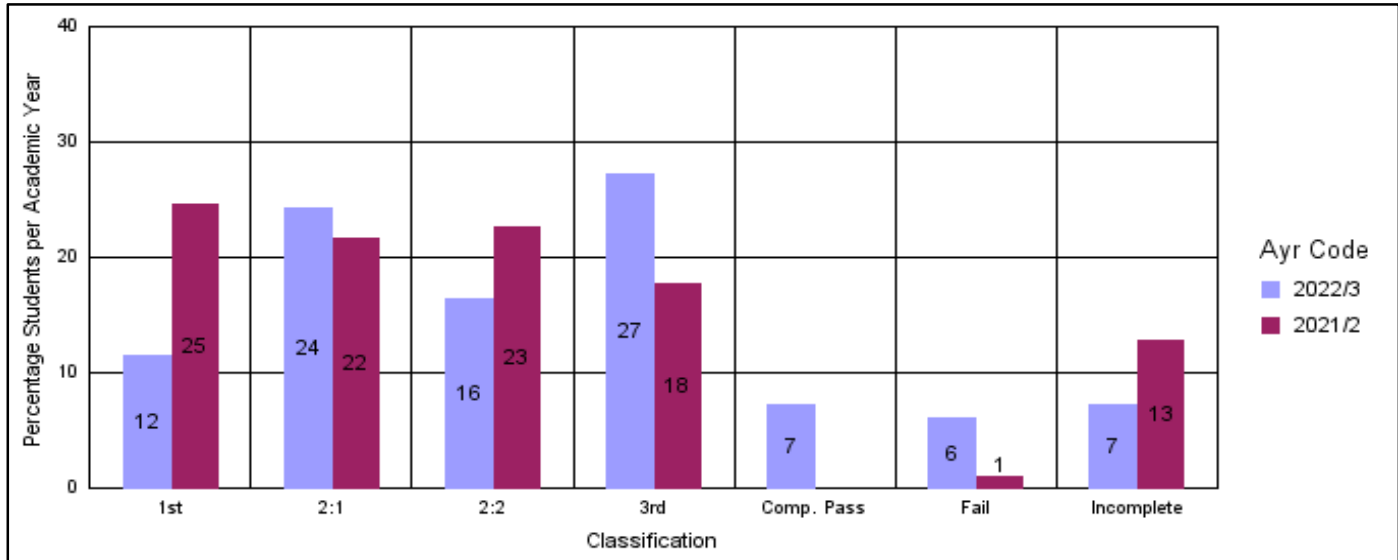
Classification Percentage for: COM00015H



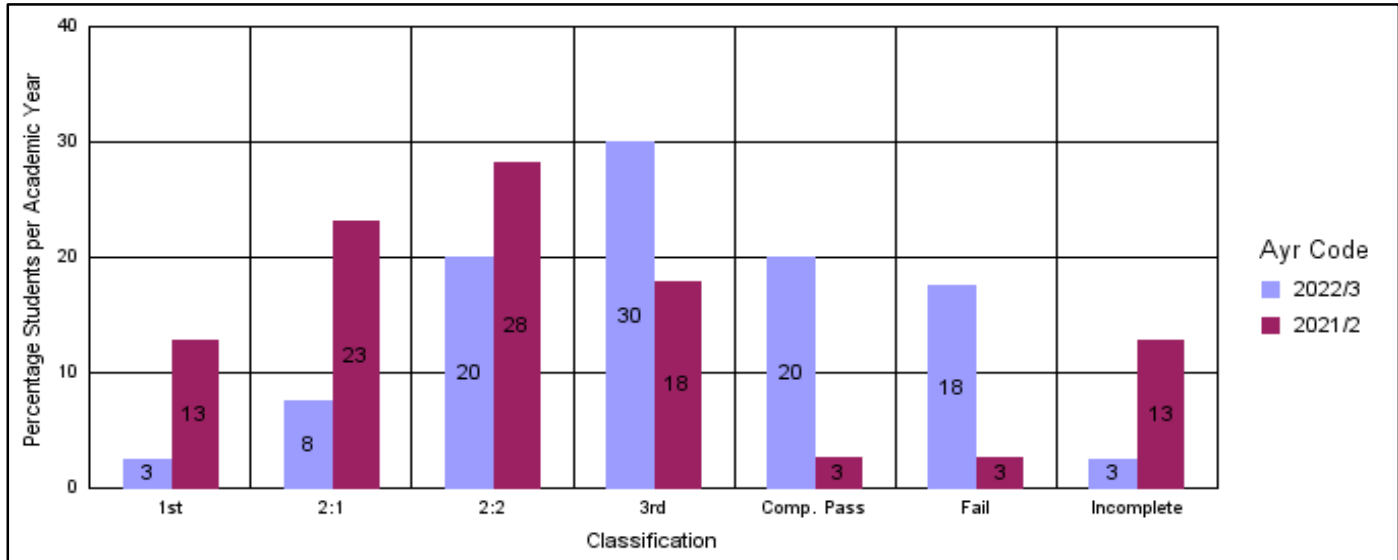
Classification Percentage for: COM00026H



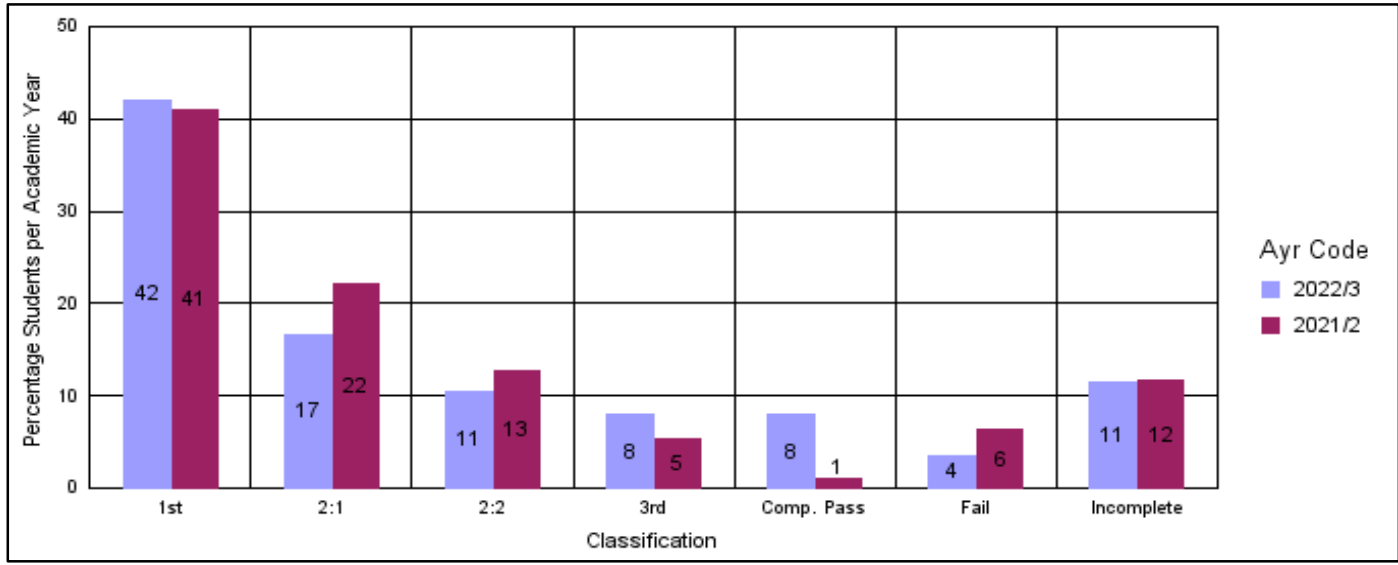
Classification Percentage for: COM00034H



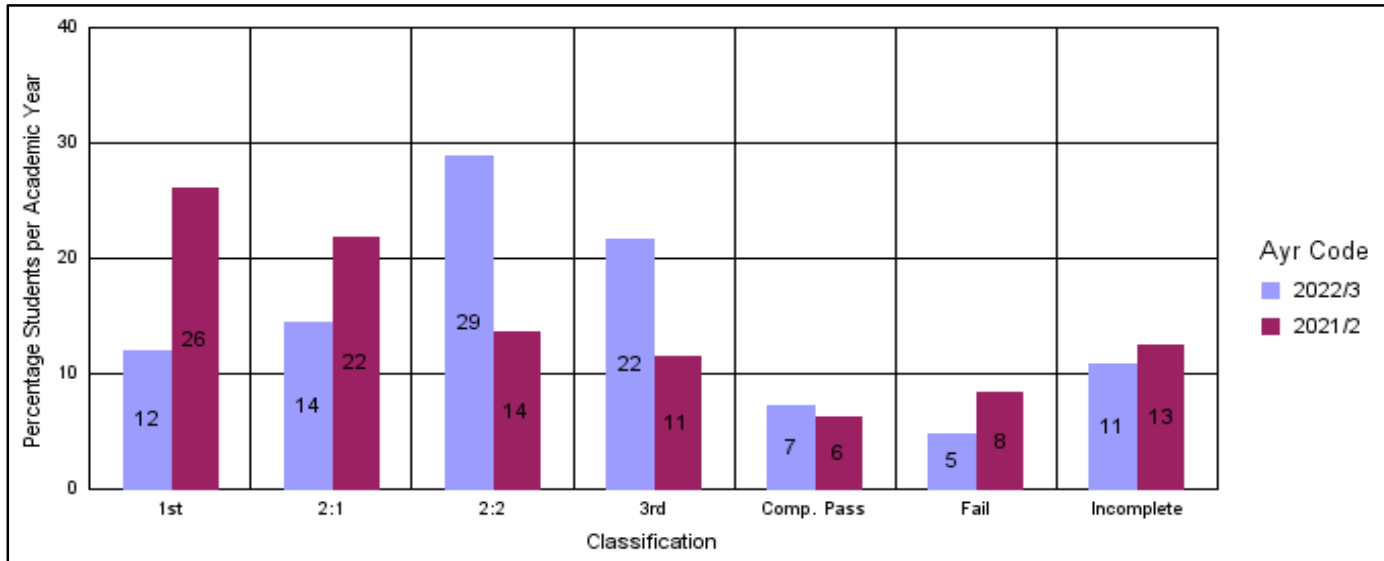
Classification Percentage for: COM00036H



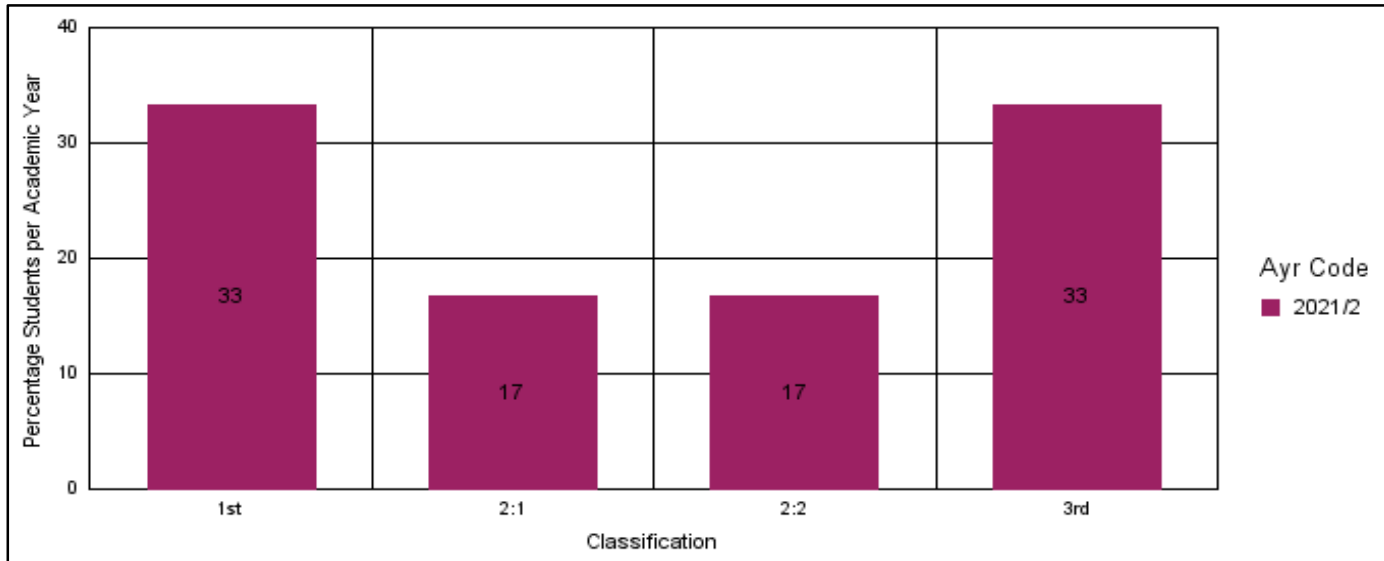
Classification Percentage for: COM00037H



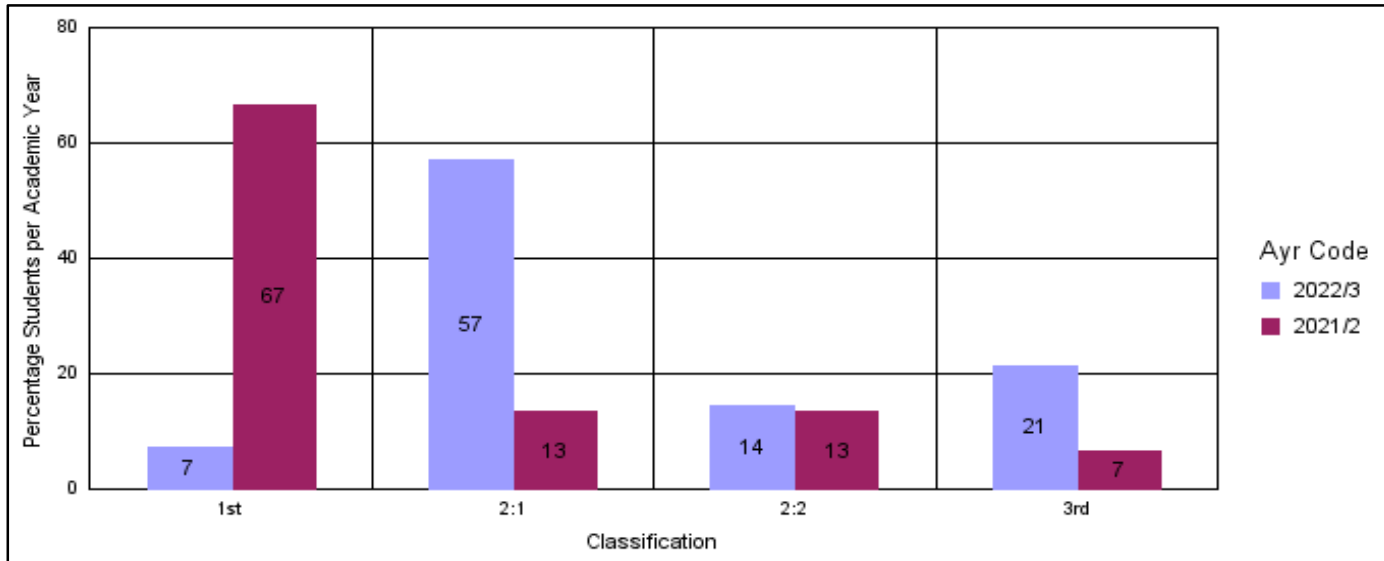
Classification Percentage for: COM00038H



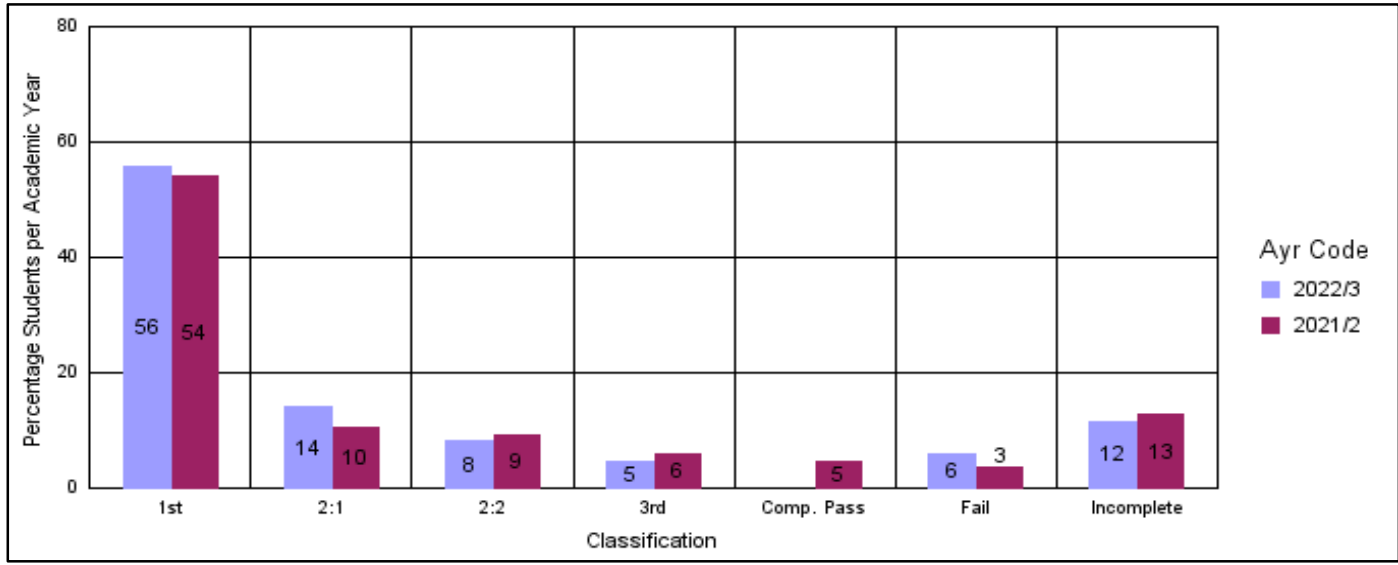
Classification Percentage for: COM00039H



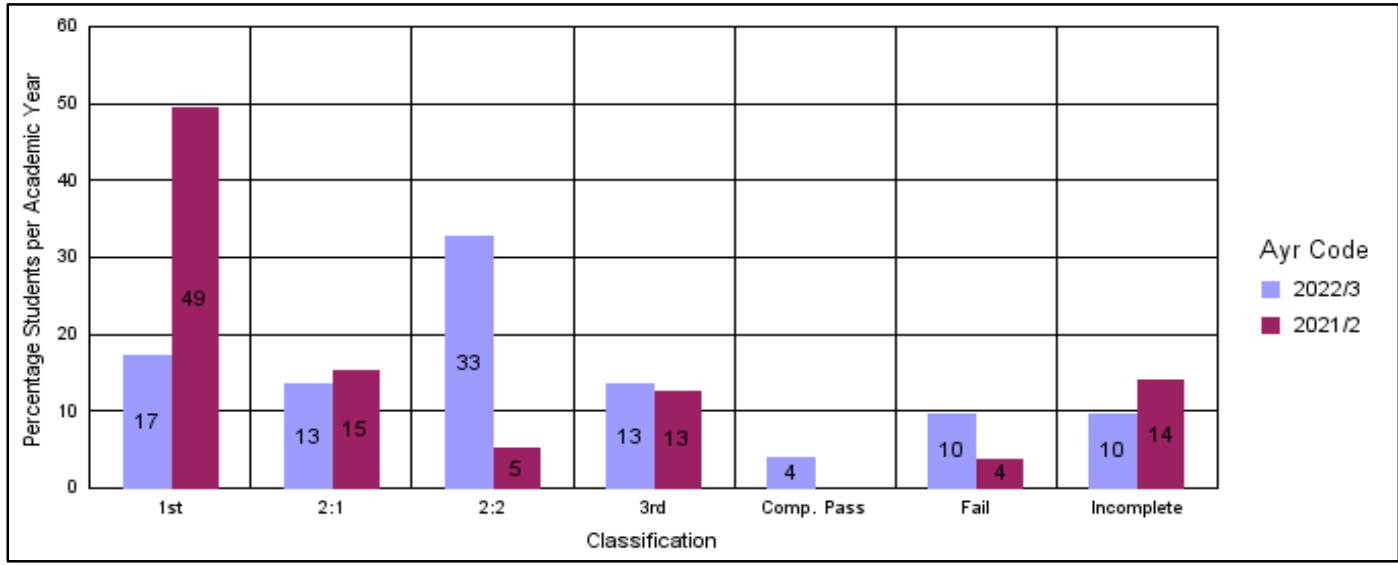
Classification Percentage for: COM00040H



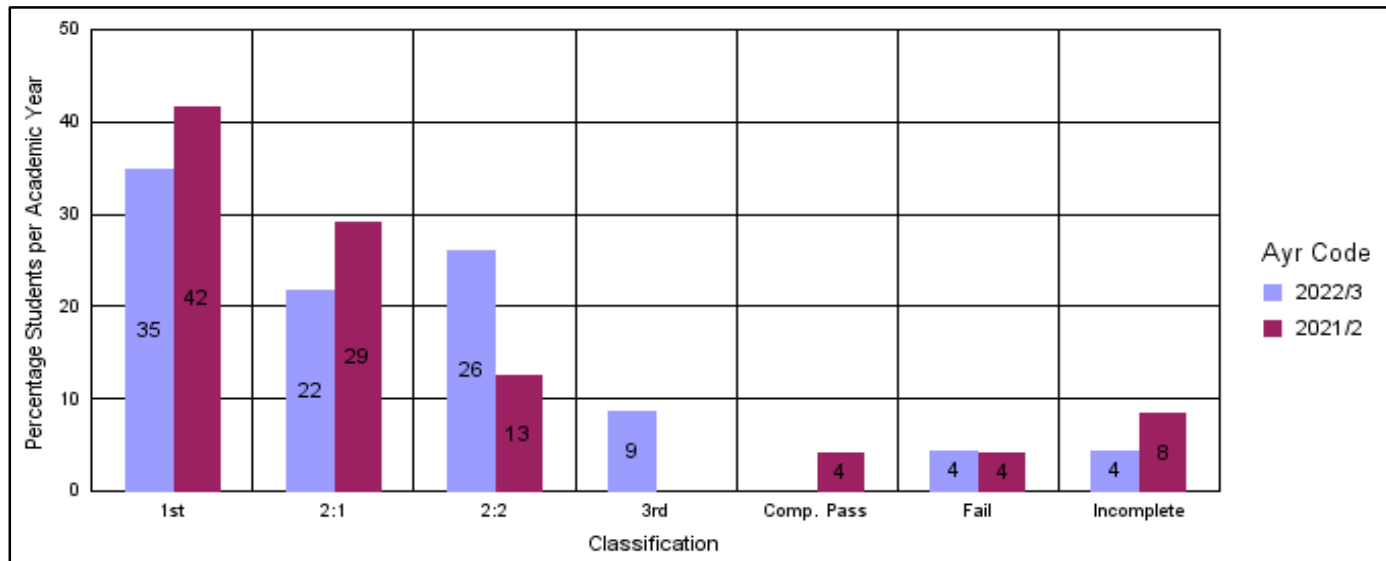
Classification Percentage for: COM00041H



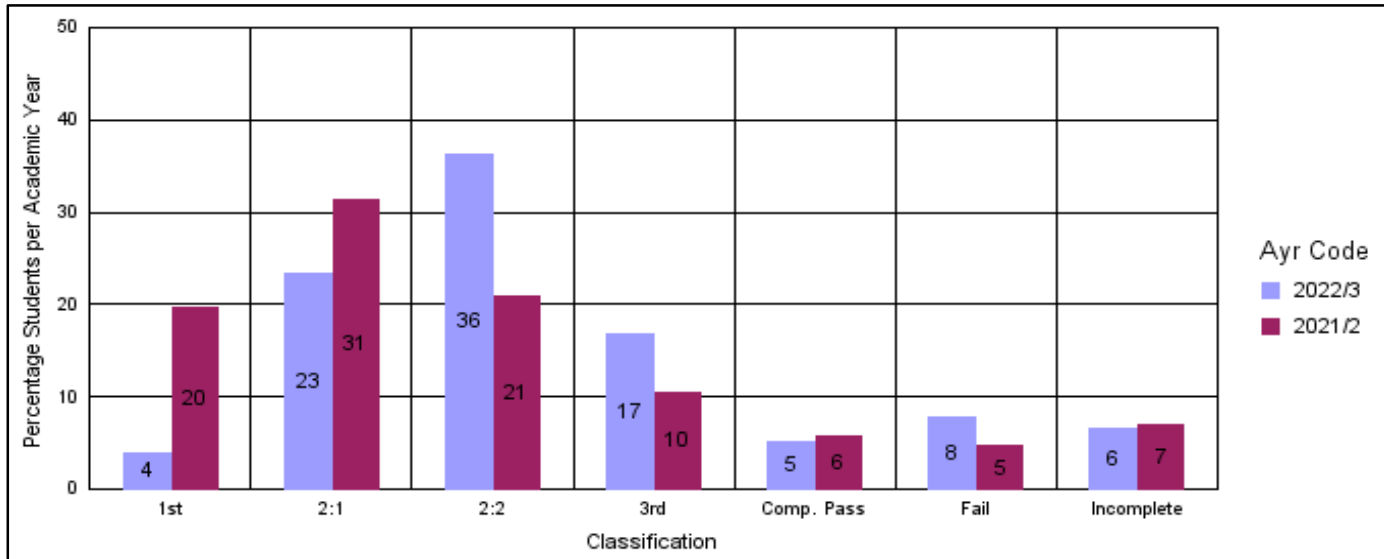
Classification Percentage for: COM00042H



Classification Percentage for: COM00043H



Classification Percentage for: COM00045H



Classification Percentage for: COM00046H

